



98-383^{Q&As}

Introduction to Programming Using HTML and CSS

Pass Microsoft 98-383 Exam with 100% Guarantee

Free Download Real Questions & Answers **PDF** and **VCE** file from:

<https://www.lead4pass.com/98-383.html>

100% Passing Guarantee
100% Money Back Assurance

Following Questions and Answers are all new published by Microsoft
Official Exam Center

- ⚙ **Instant Download** After Purchase
- ⚙ **100% Money Back** Guarantee
- ⚙ **365 Days** Free Update
- ⚙ **800,000+** Satisfied Customers





QUESTION 1

You are analyzing the following CSS for an element on a page: background: #0000FF url("Watermark.png") repeat-x right;

For each of the following statements, select Yes if the statement is true. Otherwise, select No.

Hot Area:

Answer Area

The background of the page will be red.

Yes

☐

No

☐

The page will display the watermark multiple times horizontally starting at the right.

☐☐

Correct Answer:

Answer Area

The background of the page will be red.

Yes

☐

No

☒

The page will display the watermark multiple times horizontally starting at the right.

☐☒

References: https://www.w3schools.com/cssref/pr_background-repeat.asp

https://www.w3schools.com/cssref/pr_pos_right.asp

QUESTION 2

You need to identify the parts of the CSS box model that define an element's dimensions.

To answer, drag the appropriate part to the correct area. Each part may be used once, more than once, or not at all. You may need to drag the split bar between panes or scroll to view content.

NOTE: Each correct selection is worth one point

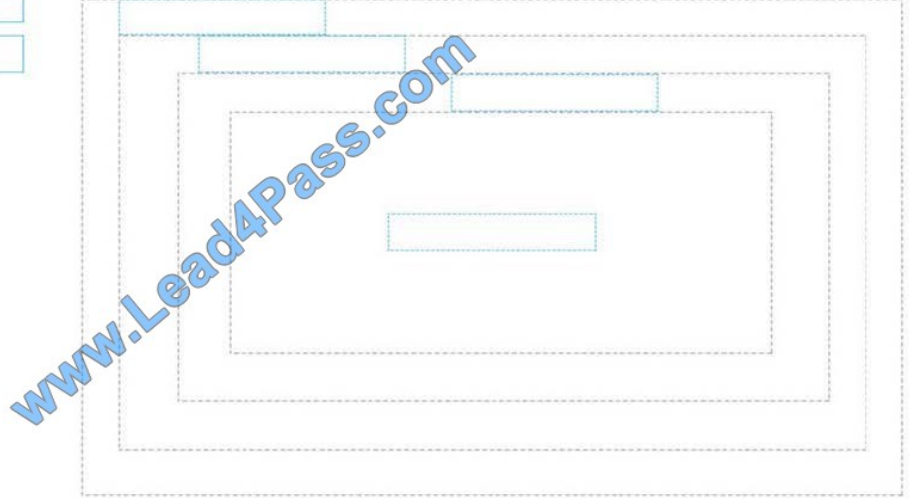
Select and Place:



Parts

overflow	content
padding	margin
border	

Answer Area

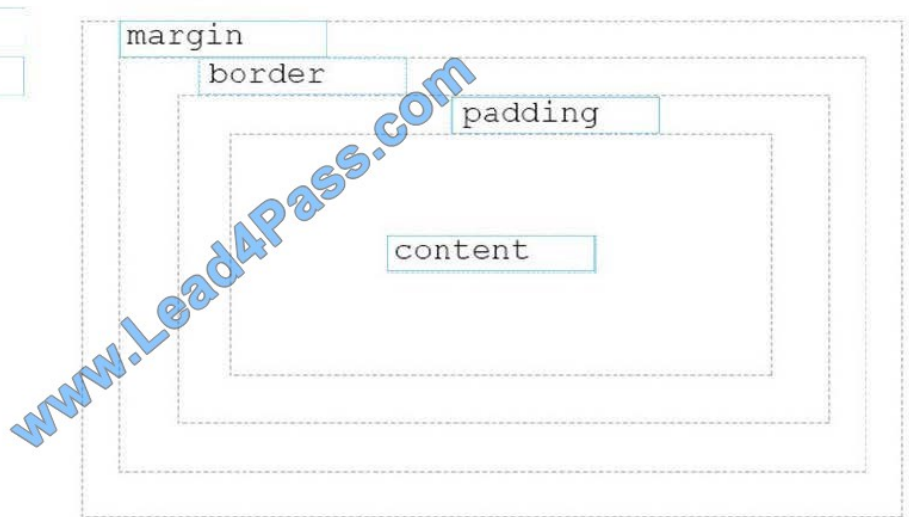


Correct Answer:

Parts

overflow	

Answer Area



References: https://www.w3schools.com/css/css_boxmodel.asp

QUESTION 3

You need to display an image of an HTML5 logo in one of your webpages. If the page renders slowly, the text "HTML Icon" should display as the image loads. How should you complete the markup? The answer, select the appropriate markup segments in the answer area.

Hot Area:

Answer Area

figure	href	= "html15.gif"	alt	= "HTML5 Icon"	class	= " width: 12
img	src		name		size	
div	target		title		style	



Correct Answer:

Answer Area

figure	href	= "html15.gif"	alt	= "HTML5 Icon"	class	= " width: 12
img	src		name		size	
div	target		title		style	

References: https://www.w3schools.com/tags/att_img_width.asp

QUESTION 4

For each of the following statements, select Yes if the statement is true. Otherwise, select No. NOTE: Each correct selection is worth one point.

Hot Area:

Answer Area

A CSS comment starts with /* and ends with */.

Yes

No

☐☐

Percent and EM are relative measurements and the size of each depends upon its parent.

☐☐

Pixels are recommended units for specifying size.

☐☐

The font-family attribute helps ensure maximum compatibility between web browsers.

☐☐

Correct Answer:

Answer Area

A CSS comment starts with /* and ends with */.

Yes

No

☒☐

Percent and EM are relative measurements and the size of each depends upon its parent.

☐☒

Pixels are recommended units for specifying size.

☐☒

The font-family attribute helps ensure maximum compatibility between web browsers.

☐☒

Explanation/Reference:

References:

<https://www.xanthir.com/b4U10>

<https://www.w3.org/Style/Examples/007/units.en.html>

https://www.w3schools.com/css/css_font.asp



QUESTION 5

You are defining CSS classes to style text in your HTML document. You need to format section titles to look like the following example:



Which CSS attributes should you use to define each setting? To answer, drag the appropriate attribute from the column on the left to its setting on the right. Each attribute may be used once, more than once, or not at all.

Select and Place:

Attributes

font-family

font-size

font-style

font-weight

font-variant

Answer area

Arial

100

italic

large

Correct Answer:

Attributes

font-variant

Answer area

Arial

100

italic

large

font-family

font-weight

font-style

font-size

References: https://www.w3schools.com/css/css_font.asp

QUESTION 6

You are building a website and want to have three main links called Home, Product Info, and Contact Us. You will create a hierarchy of page elements and revise the stylesheets.

You want to apply a style to all elements in a document.

Which type selector should you use?



A. +

B. >

C. :

D. *

Correct Answer: D

References: https://www.w3schools.com/cssref/sel_all.asp

QUESTION 7

You are creating a website for Northwind Traders appear on the browser tab. There will also be a paragraph that greets users to the site.

You need to crate the structure of the website.

In which order should you arrange the markup segments to develop the solution? To answer, move all markup segments from the list of markup segments to the answer area and arrange them in the correct order.

Select and Place:

Markup Segments	Answer Area
<code></head></code>	
<code></body></code>	
<code><p>Welcome to the Northwind Traders website.</p></code>	
<code><title>Northwind Traders</title></code>	
<code></ html></code>	
<code><html></code>	
<code><head></code>	
<code><!DOCTYPE html ></code>	
<code><body></code>	

Navigation icons: Left arrow, Right arrow, Up arrow, Down arrow.

Correct Answer:



Markup Segments

Answer Area

```
<!DOCTYPE html >

<html>

<head>
<title>Northwind Traders</title>
</head>

<body>

<p>Welcome to the Northwind Traders
website.</p>

</body>

</ html>
```



References: https://www.w3schools.com/howto/howto_make_a_website.asp

QUESTION 8

You are creating an HTML page that displays a how-to guide for a card game. You want to use the browser's default style sheet. You need to display the following content:



How to Play

Disregard the jokers. Then deal one card to each player until all the cards in the deck have been dealt.

The player to your left plays first.

How should you complete the markup? To answer, drag the appropriate HTML elements to the correct locations. Each element may be used once, more than once, or not at all. You may need to drag the split bar between panes or scroll to

view content.

NOTE: Each correct selection is worth one point.

Select and Place:

**HTML Elements**

h1	hr	title
br	span	

Answer Area

< > How to play </ >

<p>

Disregard the jokers.

Then deal one card to each player until

All the cards in the deck have been dealt.

<p>

< >

<p>

The player to your right plays first.

<p>

Correct Answer:

HTML Elements

h1	hr	title
br	span	

Answer Area

< > How to play </ >

<p>

Disregard the jokers.

Then deal one card to each player until

All the cards in the deck have been dealt.

<p>

< >

<p>

The player to your right plays first.

<p>

References: https://www.w3schools.com/tags/tag_hn.asp https://www.w3schools.com/tags/tag_hr.asp



QUESTION 9

You are designing a webpage for your company. You want to display an image named contoso.png on the page. If the user's Internet connection is slow, or if the user is visually impaired, you want the text Contoso Logo to be displayed or read aloud.

How should you complete the markup? To answer, select the appropriate markup segments in the answer area.

Hot Area:

Answer Area

< ="contoso.png" ="Contoso Logo" / >

img	src	alt
picture	srcset	title

Correct Answer:

Answer Area

< ="contoso.png" ="Contoso Logo" / >

img	src	alt
picture	srcset	title

References: <https://www.w3schools.com/tags/default.asp>

QUESTION 10

You are creating an HTML document that displays a list of news articles.

The list has the following requirements:


Each article must be its own semantic block.

Each article must have a headline.

Each article must have a section that contains its content.

For browsers that support the feature, the content must be hidden until the user clicks to reveal it.

The following shows how the article displays when the article content is hidden:



The following shows how the article displays when the article content is displayed:



You need to create the markup for an article.

How should you complete the markup? To answer, select the appropriate markup segments in the answer area.

NOTE: Each correct selection is worth one point.

Hot Area:



Answer Area

▼

<article>
<details>
<summary>

▼

<article>
<details>
<summary>

▼

<article>
<details>
<summary>

Article Headline

▼

<article/>
<details>
<summary/>

<p> This is the article content. </p>

▼

<article/>
<details>
<summary/>

Correct Answer:



Answer Area

▼

<article>
<details>
<summary>

▼

<article>
<details>
<summary>

▼

<article>
<details>
<summary>

Article Headline

▼

<article/>
<details>
<summary/>

<p> This is the article content. </p>

▼

<article/>
<details>
<summary/>

References: https://www.w3schools.com/tags/tag_details.asp https://www.w3schools.com/tags/tag_article.asp

QUESTION 11

For each of the following markup segments, select Yes if the HTML element belongs in the head block. Otherwise, select No. NOTE: Each correct selection is worth one point.

Hot Area:



Answer Area

```
<style> h1 {color: red;} < /style>

<title>Contact Information</title>

< link rel= "stylesheet" href= "default.css" />

<h1>Welcome< /h1>

<DOCTYPE html!>
```

Yes

☐☐☐☐☐

No

☐☐☐☐☐

Correct Answer:

Answer Area

```
<style> h1 {color: red;} < /style>

<title>Contact Information</title>

< link rel= "stylesheet" href= "default.css" />

<h1>Welcome< /h1>

<DOCTYPE html!>
```

Yes

☒☒☒☐☐

No

☐☐☐☒☒

References: https://www.w3schools.com/tags/tag_head.asp

QUESTION 12

Which CSS property is used to draw a line over text, through text, or under text?

A. font-family



- B. font-style
- C. text-overflow
- D. text-decoration

Correct Answer: D

References: https://www.w3schools.com/cssref/pr_text_text-decoration.asp

QUESTION 13

You are analyzing a form that sends multiline comments to another page on the Internet. The following is the form's markup:

```
< form action= "http : / /www. contoso. com/receivecomments.asp"
  method= "post">
  Comments : <br>
  <textarea id= "commetns" > < / textarea >
  <input type= "submit" value= "Submit" >
< /form >
```

No data is sent when the form is submitted.

You need to solve this problem so that the data in the text box is submitted.

What should you do?

- A. Replace the textarea element with an input element.
- B. Set the name attribute of the textarea element.
- C. Change the value of the method attribute to get.
- D. Set the id attribute of the form element.

Correct Answer: C

References: https://www.w3schools.com/tags/att_form_action.asp

[Latest 98-383 Dumps](#)

[98-383 PDF Dumps](#)

[98-383 Braindumps](#)



To Read the [Whole Q&As](#), please purchase the [Complete Version](#) from [Our website](#).

Try our product !

100% Guaranteed Success

100% Money Back Guarantee

365 Days Free Update

Instant Download After Purchase

24x7 Customer Support

Average 99.9% Success Rate

More than 800,000 Satisfied Customers Worldwide

Multi-Platform capabilities - [Windows](#), [Mac](#), [Android](#), [iPhone](#), [iPod](#), [iPad](#), [Kindle](#)

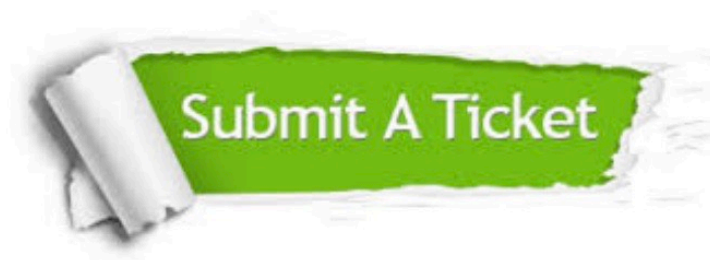
We provide exam PDF and VCE of Cisco, Microsoft, IBM, CompTIA, Oracle and other IT Certifications.
You can view Vendor list of All Certification Exams offered:

<https://www.lead4pass.com/allproducts>

Need Help

Please provide as much detail as possible so we can best assist you.

To update a previously submitted ticket:



 One Year Free Update Free update is available within One Year after your purchase. After One Year, you will get 50% discounts for updating. And we are proud to boast a 24/7 efficient Customer Support system via Email.	 Money Back Guarantee To ensure that you are spending on quality products, we provide 100% money back guarantee for 30 days from the date of purchase.	 Security & Privacy We respect customer privacy. We use McAfee's security service to provide you with utmost security for your personal information & peace of mind.
---	---	--

Any charges made through this site will appear as Global Simulators Limited.

All trademarks are the property of their respective owners.

Copyright © lead4pass, All Rights Reserved.