

# MB-300<sup>Q&As</sup>

Microsoft Dynamics 365 Core Finance and Operations

## Pass Microsoft MB-300 Exam with 100% Guarantee

Free Download Real Questions & Answers **PDF** and **VCE** file from:

<https://www.leads4pass.com/mb-300.html>

100% Passing Guarantee  
100% Money Back Assurance

Following Questions and Answers are all new published by Microsoft  
Official Exam Center

- ⚙ **Instant Download** After Purchase
- ⚙ **100% Money Back** Guarantee
- ⚙ **365 Days** Free Update
- ⚙ **800,000+** Satisfied Customers



## QUESTION 1

A customer maintains a single database that will be used to create a template that includes final configuration data for a Dynamics 365 Supply Chain Management implementation.

The database must contain all data required to enter sales and purchase orders into the system, including the customer and vendor data. You must exclude historical and open order data from the database build.

You need to ensure that the database includes only the relevant data.

Which three types of entity data should you use? Each correct answer presents part of the solution.

NOTE: Each correct selection is worth one point.

- A. Document
- B. Reference
- C. Parameter
- D. Master
- E. Transaction

Correct Answer: BCD

Reference: <https://docs.microsoft.com/en-us/dynamics365/fin-ops-core/dev-itpro/data-entities/data-entities>

---

## QUESTION 2

### DRAG DROP

A company uses Dynamics 365 Finance.

The Finance implementation must leverage multiple data sources.

You need to complete the configuration.

What should you use? To answer, drag the appropriate functionalities to the correct scenarios. Each functionality may be used once, more than once, or not at all. You may need to drag the split bar between panes or scroll to view content.

NOTE: Each correct selection is worth one point.

Select and Place:

## Answer Area

Functionalities	Scenario	Functionality
	Export data to a data warehouse.	<input type="text"/>
BYOD	Synchronize Dynamics 365 Finance and customer engagement apps.	<input type="text"/>
Dual-write	Support offline data processing.	<input type="text"/>

Correct Answer:

## Answer Area

Functionalities	Scenario	Functionality
	Export data to a data warehouse.	BYOD
BYOD	Synchronize Dynamics 365 Finance and customer engagement apps.	Dual-write
Dual-write	Support offline data processing.	Dual-write

Reference: <https://docs.microsoft.com/en-us/dynamics365/fin-ops-core/dev-itpro/analytics/export-entities-to-your-own-database> <https://docs.microsoft.com/en-us/dynamics365/fin-ops-core/dev-itpro/data-entities/dual-write/dual-write-overview>

### QUESTION 3

DRAG DROP

A multinational company has many legal entities and a complex organizational structure.

The management of the company wants to set up an organizational hierarchy to help improve efficiency.

You need to help create the organizational hierarchy.

In which order should you recommend that actions be performed to create an organizational hierarchy? To answer, move all actions from the list of actions to the answer area and arrange them in the correct order.

Select and Place:

Actions		Answer Area
Create organizations	<div>⏪</div> <div>⏩</div>	
Add organizations to the hierarchy		
Create a hierarchy		
Plan the organizational model		
Assign a hierarchy purpose		

Correct Answer:

Actions		Answer Area
	<div>⏪</div> <div>⏩</div>	Plan the organizational model
		Create organizations
		Create a hierarchy
		Assign a hierarchy purpose
		Add organizations to the hierarchy

Reference: <https://docs.microsoft.com/en-us/dynamics365/unified-operations/fin-and-ops/organization-administration/tasks/create-organization-hierarchy>

## QUESTION 4

### SIMULATION

A user named Karl recently moved to France and will begin working at Contoso Consulting FR (FRSI).

You need to ensure that the default legal entity for Karl is set to FRSI. The solution must ensure that the default date, time, and number format for Karl is set to French.

To complete this task, sign in to the Dynamics 365 portal.

Correct Answer: explanation

1.

Navigate to System Administration > Users > Users.

2.

Select Karl\\\'s user account.

3.

Click User Options.

4.

Go to the Preferences tab.

5.

In the Company field, select Contoso Consulting FR (FRSI).

6.

In the Date, time and number format field, select French.

7.

Click Save to save the changes.

---

## QUESTION 5

### HOTSPOT

You implement Dynamics 365 Supply Chain Management for a whiskey distillery.

Barrels used during the whiskey production process are continually value based on their age and condition. An insurance policy requires that valuation of the barrels and the contents of the barrels must occur daily. A maintenance job must

perform the valuation process of the barrels.

You need to configure the valuation and maintenance jobs.

Which component of Dynamics 365 Supply Chain Management should you configure? To answer, select the appropriate options in the answer area.

NOTE: Each correct selection is worth one point.

Hot Area:

## Answer Area

## Requirement

Valuation

	▼
Cost Management	
Cost Accounting	
Master Planning	
Procurement and Sourcing	

Maintenance job

	▼
Asset Management	
Master Planning	
Production Control	
Service Management	

Correct Answer:

## Answer Area

## Requirement

### Valuation

	▼
Cost Management	
Cost Accounting	
Master Planning	
Procurement and Sourcing	

### Maintenance job

	▼
Asset Management	
Master Planning	
Production Control	
Service Management	

## QUESTION 6

### SIMULATION

You are a functional consultant for Contoso Entertainment System USA (USMF).

You need to create a new calendar named Work Week that will be defined as follows:

1.

Open from Monday to Friday from 09:00 to 17:00

2.

Closed all day Saturday and Sunday

To complete this task, sign in to the Dynamics 365 portal.

Correct Answer: explanation

You need to create a working time template and a working time calendar.

Create the template:

1.

Click Organization administration > Common > Calendars > Working time templates. Click New to create a new line.

2.

On the Overview tab, in the Working time template field, enter an alphanumeric identifier of up to 10 characters.

3.

In the Name field, enter a descriptive name for the template.

4.

Select the tab that corresponds to the day of the week that you want to define working hours for, and click Add to create a new line.

5.

In the From field, enter the starting time for the day or the period (09:00).

6.

In the To field, enter the ending time for the day or the period (17:00)

7.

Repeat steps 4 through 6 for each day of the week ensuring that Saturday and Sunday are marked as closed then save the template.

Create the calendar:

1.

Click Organization administration > Common > Calendars > Calendars.

2.

On the toolbar, click New to create a new line.

3.

In the Calendar field, enter a unique identifier of up to ten characters.

4.

In the Name field, enter Work Week.

5.

Click Working times, and then click Compose working times to create or update working times for the calendar.

6.



In the Calendar field, select the name of the calendar (Work Week) to compose working times for.

7.

In the From date field, enter the first date to compose working times for. By default, the field contains the current date.

8.

In the To date field, enter the last date to compose working times for. By default, the field contains a date that is one year from the current date.

9.

In the Working time template field, select the template you created. 10. Click OK.

Reference:

<https://docs.microsoft.com/en-us/dynamicsax-2012/appuser-itpro/create-working-time-templates>

<https://docs.microsoft.com/en-us/dynamicsax-2012/appuser-itpro/create-working-time-calendars>

---

## QUESTION 7

### DRAG DROP

You need to configure check printing for Munson\\s.

Which four actions should you perform in sequence? To answer, move the appropriate actions from the list of actions to the answer area and arrange them in the correct order.

Select and Place:

Actions	Answer Area
Install the Document Routing Agent on the client machines where users will be printing the checks.	
Navigate to the legal entity and enable the printer.	
Select the legal entities for the printer to be available.	⏪ ⏩
Discover and add the check printer from the Document Routing Agent.	⏪ ⏩
Enter the Dynamics 365 Finance and Operations configurations in the Document Routing Agent.	
Discover and add the check printer to the system from Dynamics 365 Finance and Operations.	
Install the Document Routing Agent on the corporate print server.	
Register the Document Routing Agent with Dynamics 365 Finance and Operations.	

Correct Answer:

Actions	Answer Area
	Install the Document Routing Agent on the client machines where users will be printing the checks.
Navigate to the legal entity and enable the printer.	Enter the Dynamics 365 Finance and Operations configurations in the Document Routing Agent.
Select the legal entities for the printer to be available.	Discover and add the check printer from the Document Routing Agent. ⏪ ⏩
	Discover and add the check printer to the system from Dynamics 365 Finance and Operations.
Install the Document Routing Agent on the corporate print server.	
Register the Document Routing Agent with Dynamics 365 Finance and Operations.	

Reference: <https://docs.microsoft.com/en-us/dynamics365/unified-operations/dev-itpro/analytics/install-document->

routing-agent

## QUESTION 8

You are a Dynamics 365 for Finance and Operations system administrator.

A user reports that the system is getting gradually slower.

You need to identify the user's processes and slow-running queries and rebuild any fragmented indexes.

Which features should you use? To answer, select the appropriate configuration in the answer area.

NOTE: Each correct selection is worth one point.

Hot Area:

**Instruct the user to validate the processes using a given session ID**

User interaction

User load

Activity load

User activity

**View the call stack for any slow-running queries**

User interaction

Raw logs

Activity load

User load

**Rebuild a fragmented index**

SQL insights

Environment activity

Environment health

User load

Correct Answer:

**Instruct the user to validate the processes using a given session ID**

User interaction
User load
Activity load
User activity

**View the call stack for any slow-running queries**

User interaction
Raw logs
Activity load
User load

**Rebuild a fragmented index**

SQL insights
Environment activity
Environment health
User load

## QUESTION 9

### HOTSPOT

You support custom functionality in Dynamics 365 Finance.

Your company requires that all solution be fully tested before they are deployed to production.

You need to use different testing types prior to deployment.

Which testing type should you use? To answer, select the appropriate options in the answer area

NOTE: Each correct selection is worth one point.


Hot Area:

## Requirement


- Isolate and test new features individually.
- Test whether new features break existing capabilities.
- Validate that multiple new features meet requirements.
- Test whether new features break existing capabilities.
- Validate that multiple new features meet requirements.
- Test all components of the solution together.
- Validate that multiple new features meet requirements.
- Test all components of the solution together.
- Validate that multiple new features meet requirements.
- Test all components of the solution together.

## Testing type


Unit
Regression
Functional
End to end




Unit
Regression
Functional
End to end



Unit
Regression
Functional
End to end



Unit
Regression
Functional
End to end



Correct Answer:



## Requirement

Isolate and test new features individually.

Test whether new features break existing capabilities.

Validate that multiple new features meet requirements.

Test whether new features break existing capabilities.

Validate that multiple new features meet requirements.

Test all components of the solution together.

Validate that multiple new features meet requirements.


Test all components of the solution together.

Validate that multiple new features meet requirements.


Test all components of the solution together.

## Testing type


Unit
Regression
Functional
End to end




Unit
Regression
Functional
End to end



Unit
Regression
Functional
End to end



Unit
Regression
Functional
End to end



## Answer Area

### Requirement

Isolate and test new features individually.

Test whether new features break existing capabilities.

Validate that multiple new features meet requirements.

Test all components of the solution together.

### Testing type

Unit ▼

Regression ▼

Functional ▼

End to end ▼

## QUESTION 10

### DRAG DROP

You are implementing Dynamics 365 Finance.

You have the following user requirements:

1.

The ability to see a tile that will display the total of all received purchase orders

2.

Coordinate the closure of Accounts payable after the last payment has been processed for the month

You need to configure the system.

Which option should you use? To answer, drag the appropriate option to the correct requirements. Each option may be used once, more than once, or not at all. You may need to drag the split bar between panes or scroll to view content.

NOTE: Each correct selection is worth one point.

Select and Place:

## Answer Area

Options	Requirements	Option
Workspace	Ability to see a tile that will display the total of all received purchase orders	
Workflow		
Purchase order inquiry	Coordinate the closure of Accounts payable	
Purchase order report		

Correct Answer:

## Answer Area

Options	Requirements	Option
Workspace	Ability to see a tile that will display the total of all received purchase orders	Workspace
Workflow		
Purchase order inquiry	Coordinate the closure of Accounts payable	Workspace
Purchase order report		

Reference:

<https://dynamics-tips.com/workspaces-d365-finance-and-operations/>

<https://community.dynamics.com/crm/b/crmpowerobjects/posts/financial-period-closing-in-dynamics-365-for-finance-and-operations-enterprise-edition>

## QUESTION 11

### HOTSPOT

You are tasked with enhancing usability in the Dynamics 365 Finance deployment for your organization.

Your organization is evaluating different approaches, including using workspaces.

You need to identify the goals of using workspaces.



Which goals should you identify? To answer, select the appropriate options in the answer area.

NOTE: Each correct selection is worth one point.

Hot Area:

## Answer Area

Requirement	Functional use
Visibility	<div>▼</div> <div>Understand the current state of the light task activity to support informed decisions</div> <div>Display deep information supporting complex task execution</div>
Workspace definition	<div>▼</div> <div>An initial overview for a specific role to increase productivity</div> <div>A view of complex activities requiring interaction across different roles</div>

Correct Answer:

## Answer Area

Requirement	Functional use
Visibility	<div>▼</div> <div>Understand the current state of the light task activity to support informed decisions</div> <div>Display deep information supporting complex task execution</div>
Workspace definition	<div>▼</div> <div>An initial overview for a specific role to increase productivity</div> <div>A view of complex activities requiring interaction across different roles</div>

## QUESTION 12

You are employed as a system administrator for your company's Dynamics 365 Finance environment. You have been tasked with making sure that new personnel can use electronic signatures in their email. Which of the following actions should you take?

- A. You should enable Maintenance mode in Electronic signature requirements, and then choose the Electronic signature check box.
- B. You should enable Maintenance mode in Electronic signature parameters, and then choose the Electronic signature check box.
- C. You should enable Maintenance mode in License configuration, and then choose the Electronic signature check box.
- D. You should enable Maintenance mode in Electronic signature parameters, and then choose the Electronic signature

check box.

Correct Answer: C

Reference: <https://docs.microsoft.com/en-us/dynamics365/unified-operations/fin-and-ops/organization-administration/tasks/set-up-electronic-signatures>

---

## QUESTION 13

You develop a Power Apps app that allows users to upload images. The app automatically resizes images and adds metadata tags to uploaded images.

The app must automatically tag images of checks within Dynamics 365 Finance. You must enable access to the Power App from Finance and pass a variable to indicate context to the app. Pop-up blockers are enabled on all user devices.

You need to configure the app.

What are two possible ways to achieve the goal? Each correct answer presents a complete solution.

NOTE: Each correct selection is worth one point.

- A. Add the app by using the Power Apps button on the standard Action pane.
- B. Use JavaScript to open a modeless dialog. Pass the context with a querystring value.
- C. Use JavaScript to open a new modal dialog. Pass the context with a querystring value.
- D. Embed the app on a page as a FastTab.
- E. Create a Power Automate flow that sends an email with a link to open the app.

Correct Answer: AD

Reference: <https://docs.microsoft.com/en-us/dynamics365/fin-ops-core/fin-ops/get-started/embed-power-apps?toc=/dynamics365/commerce/toc.json>

---

## QUESTION 14

### HOTSPOT

You are configure a new Dynamic 365 app deployment for a company.

The company has the following requirements:

1.

Create a rewards program for customers.

2.

Manage long-term relationship with customers through clienteling.

3.

Manage customer ledger entries to reconcile payments.

You need to select the appropriate app to use.

Which app should you use? To answer, select the appropriate options in the answer area.

NOTE: Each correct selection is worth one point.

Hot Area:

## Answer Area

### Requirement

Create a rewards program for customers.

▼

Dynamics 365 Finance
Dynamics 365 Supply Chain Management
Dynamics 365 Project Operations
Dynamics 365 Commerce

Manage long-term relationships with customers.

▼

Dynamics 365 Finance
Dynamics 365 Supply Chain Management
Dynamics 365 Project Operations
Dynamics 365 Commerce

Manage customer ledger entries to reconcile payments.

▼

Dynamics 365 Finance
Dynamics 365 Supply Chain Management
Dynamics 365 Project Operations
Dynamics 365 Commerce

Correct Answer:

## Answer Area

### Requirement

Create a rewards program for customers.

Dynamics 365 Finance
Dynamics 365 Supply Chain Management
Dynamics 365 Project Operations
Dynamics 365 Commerce

Manage long-term relationships with customers.

Dynamics 365 Finance
Dynamics 365 Supply Chain Management
Dynamics 365 Project Operations
Dynamics 365 Commerce

Manage customer ledger entries to reconcile payments.

Dynamics 365 Finance
Dynamics 365 Supply Chain Management
Dynamics 365 Project Operations
Dynamics 365 Commerce

Box 1: Dynamics 365 Commerce Loyalty programs can help increase customer loyalty by rewarding customers for their interactions with the retailer's brand. In Dynamics 365 Commerce, you can set up simple or complex loyalty programs that apply across your legal entities in any commerce channel.

You can set up your loyalty program so that they include the following options.

\*

Set up multiple types of rewards that you offer in your loyalty programs, and track participation in your loyalty programs.

\*

Etc.

Box 2: Dynamics 365 Commerce You can manage clienteling in Dynamics 365 Commerce. Clienteling empowers sales associates to become trusted advisors and establish long-term relationships with their customers. Dynamics 365 Customer Insights helps organizations to gather disparate data, be it from transactional, observational, or behavioral sources, to gain a unified view of customers, and derive intelligent insights that drive key business processes.

Box 3: Dynamics 365 Finance Use Dynamics 365 Finance to manage customer ledger entries to reconcile payments

---

## QUESTION 15

### HOTSPOT

You are a business process analyst using Dynamics 365 Finance.

You develop business processes for your organization.

You need to review standard business processes from similar industries and make modifications for your organization.

Which business process libraries in Lifecycle Services should you use? To answer, select the appropriate options in the answer area.

NOTE: Each correct selection is worth one point.

Hot Area:



## Answer Area

### Requirements

Find standard business processes used by other corporations and industries.

Find processes from other departments.

### Tools

	▼
Global libraries	
Corporate libraries	
My libraries	
Core business processes	

	▼
Corporate libraries	
Support processes	
My libraries	
Global libraries	

Correct Answer:

## Answer Area

### Requirements

Find standard business processes used by other corporations and industries.

Find processes from other departments.

### Tools

	▼
Global libraries	
Corporate libraries	
My libraries	
Core business processes	

	▼
Corporate libraries	
Support processes	
My libraries	
Global libraries	

References: <https://docs.microsoft.com/en-us/dynamics365/fin-ops-core/dev-itpro/lifecycle-services/creating-editing->

browsing

[MB-300 PDF Dumps](#)

[MB-300 Practice Test](#)

[MB-300 Braindumps](#)